

# UNIFORM PRESSURE CENTRIFUGAL PUMPS

DEAN BENNETT SUPPLY CO

Ph 800-621-4291

YOUR NET COSTS

PAGE 10B

When you turn on the water tap, do you get all the water and pressure you need?

With these Davey multi stage centrifugal pumps, you will.

The Torrium Controller valve is the brains behind how this pump provides uniform pressure and a constant ready flow of water to you.



**1 HP**  
**#BT2040**  
**\$ 670.00**

**2 HP**  
**HS2065HT2**  
**\$ 980.00**

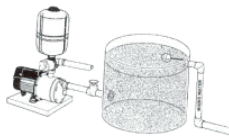
Pump Model	Discharge Pressure in PSI	Capacity in US Gallons per minute						Maximum Pressure Increase
		Suction Lift in Feet						
		0	5	10	15	20	25	
BT2040	40	19.5	18.5	17.5	17.0	16.5	16.0	
1 HP	50	16.0	15.5	14.5	13.5	12.5	11.5	76 psi
230V	60	12.0	10.5	9.5	8.0	6.0	4.0	
HS2065HT2	20	32.0						
2 HP	40	26.8						100 psi
230V	60	21.3						
	80	13.2						

The BT2040, 1 hp 230V with 4 stages of impellers, pump is excellent for 2 story homes and where long runs exist. This model uses only 5 amps of power at full load. Suction for BT2040 model is 1" and discharge is 1". This pump uses the Torrium controller to prevent running dry while providing even pressure.

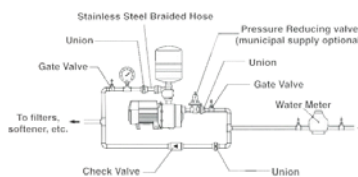
The HS2065HT2 uses the hydrascan valve which eliminates power cycling. It operates on the basis of sensing pressure to switch the pump on, using a built in diaphragm type pressure switch. The hydrascan will also sense flow, and will turn off the pump when flow drops below 1/2 gallon per minute. The hydrascan has a stainless steel plate in it that the water flows past. On the back of the plate, are 2 sensors. A small heater is positioned near one sensor. When flow drops down to 1/2 gpm, the heater will warm the sensor, and the other sensor being a different temperature, will cause the pump to shut down.

There is a yellow button on the hydrascan valve that is used to reset the pump when it has powered off due to low water flow. It can also be used to prime the pump, since the pump will run when it is depressed. You can also reset the pump control by turning off the power, then turning it back on.

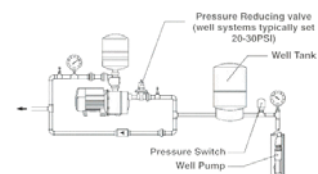
Boosting from Cistern



Boosting City Water



Boosting Well Pump Applications



With city water systems, pressure must be reduced to 30 psi max. Use pressure reducing valve #10BPRV \$ 102.50

11/5/2008